

## Annexure 2

### 14<sup>th</sup> Finance Commissioner Performance Grant Claim Form of ULBs to State Government (To be sent by ULBs to the State)

Name of the ULB : AGARAM TOWN PANCHAYAT

Date of the last election held and due date : October 2011

Name of the State : TAMILNADU

Conditions for Disbursal of Performance Grant:

#### Part 1: Increase in Own Revenue Sources

Achievement Range	Yes	No
Published audited accounts on ULB Website	10	0

#### Part 2: Increase in Own Revenue Sources

##### (A) Covering Establishment costs and O & M from own income (Maximum marks 20)

Achievement Range	More than 70%	Between 60% to 70%	Between 50% to 60%	Less than 50%
Marks	20	15	10	0
ULB able to recover costs related to Revenue expenditure which is O&M costs as well as Establishment & Salaries from its own revenue funds excluding octroi entry tax and stamp duty etc.	0	0	0	0

##### (B) Capital Expenditure as a percentage of total expenditure (Maximum marks 20) For AMRUT Cities

Achievement Range	More than 40%	30% to 40%	20% to 30%	Less than 20%
Marks	20	15	10	0
Ratio of Capital expenditure to Total expenditure including all devolutions / schemes etc.	0	0	0	0

##### For all other cities

Achievement Range	More than 20%	Between 15% to 20%	Between 10% to 15%	Less than 10%
Marks	20	15	10	0
Ratio of Capital expenditure to Total expenditure including all devolutions / schemes etc.	20	0	0	0

### Part 3: Publishing of Service Level Benchmarks (SLBs)

#### A) Water Supply

##### 1) Coverage (Maximum Marks 15)

Achievement Range	Between 90% to 100%	Between 80% to 90%	Between 70% to 80%	Less than 70%
Marks	15	10	5	0
Water Coverage Ratio	0	10	0	0

##### 2) Reduction in NRW (Maximum Marks 15)

Achievement Range	Less than 20%	Between 20% to 30%	Between 30% to 40%	Above 40%
Marks	15	10	5	0
ULB achieving benchmark of Non Revenue water (NRW)	0	10	0	0

##### 3) Coverage of Water Supply for Public/Community Toilets (Maximum Marks 10)

Achievement Range	100% PT/CT Covered	Less than 100%
Marks	10	0
ULB providing water connection to Public and Community Toilets	10	

#### B) Solid Waste Management:

##### Coverage: (Maximum Marks 10)

Achievement Range	More than 50%	Between 20% to 50%	Less than 20%
Marks	10	5	0
% of waste being processed scientifically	10		

It is confirmed that I have verified the information presented in this form, which is true and correct to the best of my knowledge.



**Executive Officer**  
**Agaram Town Panchayat**  
**Dindigul District**

## Annexure 2

### 14<sup>th</sup> Finance Commissioner Performance Grant Claim Form of ULBs to State Government (To be sent by ULBs to the State)

Name of the ULB : **AMMAYANAYAKANUR TOWN PANCHAYAT**

Date of the last election held and due date : **October 2011**

Name of the State : **TAMILNADU**

Conditions for Disbursal of Performance Grant:

#### Part 1: Increase in Own Revenue Sources

Achievement Range	Yes	No
Published audited accounts on ULB Website	10	0

#### Part 2: Increase in Own Revenue Sources

##### (C) Covering Establishment costs and O & M from own income (Maximum marks 20)

Achievement Range	More than 70%	Between 60% to 70%	Between 50% to 60%	Less than 50%
Marks	20	15	10	0
ULB able to recover costs related to Revenue expenditure which is O&M costs as well as Establishment & Salaries from its own revenue funds excluding octroi entry tax and stamp duty etc.	0	0	0	0

##### (D) Capital Expenditure as a percentage of total expenditure (Maximum marks 20) For AMRUT Cities

Achievement Range	More than 40%	30% to 40%	20% to 30%	Less than 20%
Marks	20	15	10	0
Ratio of Capital expenditure to Total expenditure including all devolutions / schemes etc.	0	0	0	0

##### For all other cities

Achievement Range	More than 20%	Between 15% to 20%	Between 10% to 15%	Less than 10%
Marks	20	15	10	0
Ratio of Capital expenditure to Total expenditure including all devolutions / schemes etc.	0	15	0	0

### Part 3: Publishing of Service Level Benchmarks (SLBs)

#### C) Water Supply

##### 4) Coverage (Maximum Marks 15)

Achievement Range	Between 90% to 100%	Between 80% to 90%	Between 70% to 80%	Less than 70%
Marks	15	10	5	0
Water Coverage Ratio	0	10	0	0

##### 5) Reduction in NRW (Maximum Marks 15)

Achievement Range	Less than 20%	Between 20% to 30%	Between 30% to 40%	Above 40%
Marks	15	10	5	0
ULB achieving benchmark of Non Revenue water (NRW)	15	0	0	0

##### 6) Coverage of Water Supply for Public/Community Toilets (Maximum Marks 10)


Achievement Range	100% PT/CT Covered	Less than 100%
Marks	10	0
ULB providing water connection to Public and Community Toilets	10	

#### D) Solid Waste Management:

##### Coverage: (Maximum Marks 10)

Achievement Range	More than 50%	Between 20% to 50%	Less than 20%
Marks	10	5	0
% of waste being processed scientifically	10		

It is confirmed that I have verified the information presented in this form, which is true and correct to the best of my knowledge.



**Executive Officer**  
**Ammayanayakanur Town Panchayat**  
**Dindigul District**

## Annexure 2

### 14<sup>th</sup> Finance Commissioner Performance Grant Claim Form of ULBs to State Government (To be sent by ULBs to the State)

Name of the ULB : AYAKUDI TOWN PANCHAYAT

Date of the last election held and due date : October 2011

Name of the State : TAMILNADU

Conditions for Disbursal of Performance Grant:

#### Part 1: Increase in Own Revenue Sources

Achievement Range	Yes	No
Published audited accounts on ULB Website	10	0

#### Part 2: Increase in Own Revenue Sources

##### (E) Covering Establishment costs and O & M from own income (Maximum marks 20)

Achievement Range	More than 70%	Between 60% to 70%	Between 50% to 60%	Less than 50%
Marks	20	15	10	0
ULB able to recover costs related to Revenue expenditure which is O&M costs as well as Establishment & Salaries from its own revenue funds excluding octroi entry tax and stamp duty etc.	0	0	0	0

##### (F) Capital Expenditure as a percentage of total expenditure (Maximum marks 20) For AMRUT Cities

Achievement Range	More than 40%	30% to 40%	20% to 30%	Less than 20%
Marks	20	15	10	0
Ratio of Capital expenditure to Total expenditure including all devolutions / schemes etc.	0	0	0	0

##### For all other cities

Achievement Range	More than 20%	Between 15% to 20%	Between 10% to 15%	Less than 10%
Marks	20	15	10	0
Ratio of Capital expenditure to Total expenditure including all devolutions / schemes etc.	0	15	0	0

### Part 3: Publishing of Service Level Benchmarks (SLBs)

#### E) Water Supply

##### 7) Coverage (Maximum Marks 15)

Achievement Range	Between 90% to 100%	Between 80% to 90%	Between 70% to 80%	Less than 70%
Marks	15	10	5	0
Water Coverage Ratio	0	10	0	0

##### 8) Reduction in NRW (Maximum Marks 15)

Achievement Range	Less than 20%	Between 20% to 30%	Between 30% to 40%	Above 40%
Marks	15	10	5	0
ULB achieving benchmark of Non Revenue water (NRW)	0	10	0	0

##### 9) Coverage of Water Supply for Public/Community Toilets (Maximum Marks 10)

Achievement Range	100% PT/CT Covered	Less than 100%
Marks	10	0
ULB providing water connection to Public and Community Toilets	10	

#### F) Solid Waste Management:

##### Coverage: (Maximum Marks 10)

Achievement Range	More than 50%	Between 20% to 50%	Less than 20%
Marks	10	5	0
% of waste being processed scientifically	10		

It is confirmed that I have verified the information presented in this form, which is true and correct to the best of my knowledge.



**Executive Officer  
AyakudiTown Panchayat  
Dindigul District**

## Annexure 2

### 14<sup>th</sup> Finance Commissioner Performance Grant Claim Form of ULBs to State Government (To be sent by ULBs to the State)

Name of the ULB : **AYYALUR TOWN PANCHAYAT**

Date of the last election held and due date : **October 2011**

Name of the State : **TAMILNADU**

Conditions for Disbursal of Performance Grant:

#### Part 1: Increase in Own Revenue Sources

Achievement Range	Yes	No
Published audited accounts on ULB Website	10	0

#### Part 2: Increase in Own Revenue Sources

##### (G) Covering Establishment costs and O & M from own income (Maximum marks 20)

Achievement Range	More than 70%	Between 60% to 70%	Between 50% to 60%	Less than 50%
Marks	20	15	10	0
ULB able to recover costs related to Revenue expenditure which is O&M costs as well as Establishment & Salaries from its own revenue funds excluding octroi entry tax and stamp duty etc.	0	0	0	0

##### (H) Capital Expenditure as a percentage of total expenditure (Maximum marks 20) For AMRUT Cities

Achievement Range	More than 40%	30% to 40%	20% to 30%	Less than 20%
Marks	20	15	10	0
Ratio of Capital expenditure to Total expenditure including all devolutions / schemes etc.	0	0	0	0

##### For all other cities

Achievement Range	More than 20%	Between 15% to 20%	Between 10% to 15%	Less than 10%
Marks	20	15	10	0
Ratio of Capital expenditure to Total expenditure including all devolutions / schemes etc.	0	15	0	0

### Part 3: Publishing of Service Level Benchmarks (SLBs)

#### G) Water Supply

##### 10) Coverage (Maximum Marks 15)

Achievement Range	Between 90% to 100%	Between 80% to 90%	Between 70% to 80%	Less than 70%
Marks	15	10	5	0
Water Coverage Ratio	0	10	0	0

##### 11) Reduction in NRW (Maximum Marks 15)

Achievement Range	Less than 20%	Between 20% to 30%	Between 30% to 40%	Above 40%
Marks	15	10	5	0
ULB achieving benchmark of Non Revenue water (NRW)	15	0	0	0

##### 12) Coverage of Water Supply for Public/Community Toilets (Maximum Marks 10)

Achievement Range	100% PT/CT Covered	Less than 100%
Marks	10	0
ULB providing water connection to Public and Community Toilets	10	

#### H) Solid Waste Management:

##### Coverage: (Maximum Marks 10)

Achievement Range	More than 50%	Between 20% to 50%	Less than 20%
Marks	10	5	0
% of waste being processed scientifically	0	5	

It is confirmed that I have verified the information presented in this form, which is true and correct to the best of my knowledge.



Executive Officer  
Ayyalur Town Panchayat  
Dindigul District



## Annexure 2

### 14<sup>th</sup> Finance Commissioner Performance Grant Claim Form of ULBs to State Government (To be sent by ULBs to the State)

Name of the ULB : AYYAMPALAYAM TOWN PANCHAYAT

Date of the last election held and due date : October 2011

Name of the State : TAMILNADU

Conditions for Disbursal of Performance Grant:

#### Part 1: Increase in Own Revenue Sources

Achievement Range	Yes	No
Published audited accounts on ULB Website	10	0

#### Part 2: Increase in Own Revenue Sources

##### (I) Covering Establishment costs and O & M from own income (Maximum marks 20)

Achievement Range	More than 70%	Between 60% to 70%	Between 50% to 60%	Less than 50%
Marks	20	15	10	0
ULB able to recover costs related to Revenue expenditure which is O&M costs as well as Establishment & Salaries from its own revenue funds excluding octroi entry tax and stamp duty etc.	0	0	0	0

##### (J) Capital Expenditure as a percentage of total expenditure (Maximum marks 20) For AMRUT Cities

Achievement Range	More than 40%	30% to 40%	20% to 30%	Less than 20%
Marks	20	15	10	0
Ratio of Capital expenditure to Total expenditure including all devolutions / schemes etc.	0	0	0	0

##### For all other cities

Achievement Range	More than 20%	Between 15% to 20%	Between 10% to 15%	Less than 10%
Marks	20	15	10	0
Ratio of Capital expenditure to Total expenditure including all devolutions / schemes etc.	0	15	0	0

### Part 3: Publishing of Service Level Benchmarks (SLBs)

#### I) Water Supply 13) Coverage (Maximum Marks 15)

Achievement Range	Between 90% to 100%	Between 80% to 90%	Between 70% to 80%	Less than 70%
Marks	15	10	5	0
Water Coverage Ratio	15	0	0	0

#### 14) Reduction in NRW (Maximum Marks 15)

Achievement Range	Less than 20%	Between 20% to 30%	Between 30% to 40%	Above 40%
Marks	15	10	5	0
ULB achieving benchmark of Non Revenue water (NRW)	10	0	0	0

#### 15) Coverage of Water Supply for Public/Community Toilets (Maximum Marks 10)

Achievement Range	100% PT/CT Covered	Less than 100%
Marks	10	0
ULB providing water connection to Public and Community Toilets	10	

#### J) Solid Waste Management: Coverage: (Maximum Marks 10)

Achievement Range	More than 50%	Between 20% to 50%	Less than 20%
Marks	10	5	0
% of waste being processed scientifically	10		

It is confirmed that I have verified the information presented in this form, which is true and correct to the best of my knowledge.



**Executive Officer  
Ayyampalayam Town Panchayat  
Dindigul District**

## Annexure 2

### 14<sup>th</sup> Finance Commissioner Performance Grant Claim Form of ULBs to State Government (To be sent by ULBs to the State)

Name of the ULB : **BALASAMUDRAM TOWN PANCHAYAT**

Date of the last election held and due date : **October 2011**

Name of the State : **TAMILNADU**

Conditions for Disbursal of Performance Grant:

#### Part 1: Increase in Own Revenue Sources

Achievement Range	Yes	No
Published audited accounts on ULB Website	10	0

#### Part 2: Increase in Own Revenue Sources

(K) Covering Establishment costs and O & M from own income (Maximum marks 20)

Achievement Range	More than 70%	Between 60% to 70%	Between 50% to 60%	Less than 50%
Marks	20	15	10	0
ULB able to recover costs related to Revenue expenditure which is O&M costs as well as Establishment & Salaries from its own revenue funds excluding octroi entry tax and stamp duty etc.	0	0	0	0

(L) Capital Expenditure as a percentage of total expenditure (Maximum marks 20)  
For AMRUT Cities

Achievement Range	More than 40%	30% to 40%	20% to 30%	Less than 20%
Marks	20	15	10	0
Ratio of Capital expenditure to Total expenditure including all devolutions / schemes etc.	0	0	0	0

For all other cities

Achievement Range	More than 20%	Between 15% to 20%	Between 10% to 15%	Less than 10%
Marks	20	15	10	0
Ratio of Capital expenditure to Total expenditure including all devolutions / schemes etc.	0	20	10	0

**Part 3: Publishing of Service Level Benchmarks (SLBs)**

**K) Water Supply**

**16) Coverage (Maximum Marks 15)**

<b>Achievement Range</b>	<b>Between 90% to 100%</b>	<b>Between 80% to 90%</b>	<b>Between 70% to 80%</b>	<b>Less than 70%</b>
Marks	15	10	5	0
Water Coverage Ratio	0	10	0	0

**17) Reduction in NRW (Maximum Marks 15)**

<b>Achievement Range</b>	<b>Less than 20%</b>	<b>Between 20% to 30%</b>	<b>Between 30% to 40%</b>	<b>Above 40%</b>
Marks	15	10	5	0
ULB achieving benchmark of Non Revenue water (NRW)	0	10	0	0

**18) Coverage of Water Supply for Public/Community Toilets (Maximum Marks 10)**

<b>Achievement Range</b>	<b>100% PT/CT Covered</b>	<b>Less than 100%</b>
Marks	10	0
ULB providing water connection to Public and Community Toilets	10	

**L) Solid Waste Management:**

**Coverage: (Maximum Marks 10)**

<b>Achievement Range</b>	<b>More than 50%</b>	<b>Between 20% to 50%</b>	<b>Less than 20%</b>
Marks	10	5	0
% of waste being processed scientifically	10		

It is confirmed that I have verified the information presented in this form, which is true and correct to the best of my knowledge.



**Executive Officer  
Balasamudram Town Panchayat  
Dindigul District**

## Annexure 2

### 14<sup>th</sup> Finance Commissioner Performance Grant Claim Form of ULBs to State Government (To be sent by ULBs to the State)

Name of the ULB : VATHALAGUNDU TOWN PANCHAYAT

Date of the last election held and due date : October 2011

Name of the State : TAMILNADU

Conditions for Disbursal of Performance Grant:

#### Part 1: Increase in Own Revenue Sources

Achievement Range	Yes	No
Published audited accounts on ULB Website	10	0

#### Part 2: Increase in Own Revenue Sources

(M) Covering Establishment costs and O & M from own income (Maximum marks 20)

Achievement Range	More than 70%	Between 60% to 70%	Between 50% to 60%	Less than 50%
Marks	20	15	10	0
ULB able to recover costs related to Revenue expenditure which is O&M costs as well as Establishment & Salaries from its own revenue funds excluding octroi entry tax and stamp duty etc.	0	0	10	0

(N) Capital Expenditure as a percentage of total expenditure (Maximum marks 20)  
For AMRUT Cities

Achievement Range	More than 40%	30% to 40%	20% to 30%	Less than 20%
Marks	20	15	10	0
Ratio of Capital expenditure to Total expenditure including all devolutions / schemes etc.	0	0	0	0

For all other cities

Achievement Range	More than 20%	Between 15% to 20%	Between 10% to 15%	Less than 10%
Marks	20	15	10	0
Ratio of Capital expenditure to Total expenditure including all devolutions / schemes etc.	30	0	0	0

### Part 3: Publishing of Service Level Benchmarks (SLBs)

#### M) Water Supply

##### 19) Coverage (Maximum Marks 15)

Achievement Range	Between 90% to 100%	Between 80% to 90%	Between 70% to 80%	Less than 70%
Marks	15	10	5	0
Water Coverage Ratio	0	0	0	0

##### 20) Reduction in NRW (Maximum Marks 15)

Achievement Range	Less than 20%	Between 20% to 30%	Between 30% to 40%	Above 40%
Marks	15	10	5	0
ULB achieving benchmark of Non Revenue water (NRW)	15	0	0	0

##### 21) Coverage of Water Supply for Public/Community Toilets (Maximum Marks 10)

Achievement Range	100% PT/CT Covered	Less than 100%
Marks	10	0
ULB providing water connection to Public and Community Toilets	10	

#### N) Solid Waste Management:

##### Coverage: (Maximum Marks 10)

Achievement Range	More than 50%	Between 20% to 50%	Less than 20%
Marks	10	5	0
% of waste being processed scientifically	0	5	

It is confirmed that I have verified the information presented in this form, which is true and correct to the best of my knowledge.



**Executive Officer**  
**Vathalagundu Town Panchayat**  
**Dindigul District**

## Annexure 2

### 14<sup>th</sup> Finance Commissioner Performance Grant Claim Form of ULBs to State Government (To be sent by ULBs to the State)

Name of the ULB : CHINNALAPATTY TOWN PANCHAYAT

Date of the last election held and due date : October 2011

Name of the State : TAMILNADU

Conditions for Disbursal of Performance Grant:

#### Part 1: Increase in Own Revenue Sources

Achievement Range	Yes	No
Published audited accounts on ULB Website	10	0

#### Part 2: Increase in Own Revenue Sources

(O) Covering Establishment costs and O & M from own income (Maximum marks 20)

Achievement Range	More than 70%	Between 60% to 70%	Between 50% to 60%	Less than 50%
Marks	20	15	10	0
ULB able to recover costs related to Revenue expenditure which is O&M costs as well as Establishment & Salaries from its own revenue funds excluding octroi entry tax and stamp duty etc.	0	0	0	0

(P) Capital Expenditure as a percentage of total expenditure (Maximum marks 20)  
For AMRUT Cities

Achievement Range	More than 40%	30% to 40%	20% to 30%	Less than 20%
Marks	20	15	10	0
Ratio of Capital expenditure to Total expenditure including all devolutions / schemes etc.	0	0	0	0

For all other cities

Achievement Range	More than 20%	Between 15% to 20%	Between 10% to 15%	Less than 10%
Marks	20	15	10	0
Ratio of Capital expenditure to Total expenditure including all devolutions / schemes etc.	0	15	0	0

### Part 3: Publishing of Service Level Benchmarks (SLBs)

#### O) Water Supply

##### 22) Coverage (Maximum Marks 15)

Achievement Range	Between 90% to 100%	Between 80% to 90%	Between 70% to 80%	Less than 70%
Marks	15	10	5	0
Water Coverage Ratio	0	0	5	0

##### 23) Reduction in NRW (Maximum Marks 15)

Achievement Range	Less than 20%	Between 20% to 30%	Between 30% to 40%	Above 40%
Marks	15	10	5	0
ULB achieving benchmark of Non Revenue water (NRW)	15	0	0	0

##### 24) Coverage of Water Supply for Public/Community Toilets (Maximum Marks 10)

Achievement Range	100% PT/CT Covered	Less than 100%
Marks	10	0
ULB providing water connection to Public and Community Toilets	10	

#### P) Solid Waste Management:

##### Coverage: (Maximum Marks 10)

Achievement Range	More than 50%	Between 20% to 50%	Less than 20%
Marks	10	5	0
% of waste being processed scientifically	10		

It is confirmed that I have verified the information presented in this form, which is true and correct to the best of my knowledge.



**Executive Officer**  
**Chinnalapatty Town Panchayat**  
**Dindigul District**



## Annexure 2

### 14<sup>th</sup> Finance Commissioner Performance Grant Claim Form of ULBs to State Government (To be sent by ULBs to the State)

Name of the ULB : ERIODU TOWN PANCHAYAT

Date of the last election held and due date : October 2011

Name of the State : TAMILNADU

Conditions for Disbursal of Performance Grant:

#### Part 1: Increase in Own Revenue Sources

Achievement Range	Yes	No
Published audited accounts on ULB Website	10	0

#### Part 2: Increase in Own Revenue Sources

(Q) Covering Establishment costs and O & M from own income (Maximum marks 20)

Achievement Range	More than 70%	Between 60% to 70%	Between 50% to 60%	Less than 50%
Marks	20	15	10	0
ULB able to recover costs related to Revenue expenditure which is O&M costs as well as Establishment & Salaries from its own revenue funds excluding octroi entry tax and stamp duty etc.	0	0	0	0

(R) Capital Expenditure as a percentage of total expenditure (Maximum marks 20)  
For AMRUT Cities

Achievement Range	More than 40%	30% to 40%	20% to 30%	Less than 20%
Marks	20	15	10	0
Ratio of Capital expenditure to Total expenditure including all devolutions / schemes etc.	0	0	0	0

For all other cities

Achievement Range	More than 20%	Between 15% to 20%	Between 10% to 15%	Less than 10%
Marks	20	15	10	0
Ratio of Capital expenditure to Total expenditure including all devolutions / schemes etc.	20	0	0	0

**Part 3: Publishing of Service Level Benchmarks (SLBs)**

**Q) Water Supply  
25) Coverage (Maximum Marks 15)**

<b>Achievement Range</b>	<b>Between 90% to 100%</b>	<b>Between 80% to 90%</b>	<b>Between 70% to 80%</b>	<b>Less than 70%</b>
Marks	15	10	5	0
Water Coverage Ratio	0	0	5	0

**26) Reduction in NRW (Maximum Marks 15)**

<b>Achievement Range</b>	<b>Less than 20%</b>	<b>Between 20% to 30%</b>	<b>Between 30% to 40%</b>	<b>Above 40%</b>
Marks	15	10	5	0
ULB achieving benchmark of Non Revenue water (NRW)	15	0	0	0


**27) Coverage of Water Supply for Public/Community Toilets (Maximum Marks 10)**

<b>Achievement Range</b>	<b>100% PT/CT Covered</b>	<b>Less than 100%</b>
Marks	10	0
ULB providing water connection to Public and Community Toilets	10	

**R) Solid Waste Management:  
Coverage: (Maximum Marks 10)**

<b>Achievement Range</b>	<b>More than 50%</b>	<b>Between 20% to 50%</b>	<b>Less than 20%</b>
Marks	10	5	0
% of waste being processed scientifically	10		

It is confirmed that I have verified the information presented in this form, which is true and correct to the best of my knowledge.



**Executive Officer  
Eriodu Town Panchayat  
Dindigul District**

## Annexure 2

### 14<sup>th</sup> Finance Commissioner Performance Grant Claim Form of ULBs to State Government (To be sent by ULBs to the State)

Name of the ULB : KANNIVADI TOWN PANCHAYAT

Date of the last election held and due date : October 2011

Name of the State : TAMILNADU

Conditions for Disbursal of Performance Grant:

#### Part 1: Increase in Own Revenue Sources

Achievement Range	Yes	No
Published audited accounts on ULB Website	10	0

#### Part 2: Increase in Own Revenue Sources

(S) Covering Establishment costs and O & M from own income (Maximum marks 20)

Achievement Range	More than 70%	Between 60% to 70%	Between 50% to 60%	Less than 50%
Marks	20	15	10	0
ULB able to recover costs related to Revenue expenditure which is O&M costs as well as Establishment & Salaries from its own revenue funds excluding octroi entry tax and stamp duty etc.	0	0	0	0

(T) Capital Expenditure as a percentage of total expenditure (Maximum marks 20)  
For AMRUT Cities

Achievement Range	More than 40%	30% to 40%	20% to 30%	Less than 20%
Marks	20	15	10	0
Ratio of Capital expenditure to Total expenditure including all devolutions / schemes etc.	0	0	0	0

For all other cities

Achievement Range	More than 20%	Between 15% to 20%	Between 10% to 15%	Less than 10%
Marks	20	15	10	0
Ratio of Capital expenditure to Total expenditure including all devolutions / schemes etc.	20	0	0	0

**Part 3: Publishing of Service Level Benchmarks (SLBs)**

**S) Water Supply  
28) Coverage (Maximum Marks 15)**

<b>Achievement Range</b>	<b>Between 90% to 100%</b>	<b>Between 80% to 90%</b>	<b>Between 70% to 80%</b>	<b>Less than 70%</b>
Marks	15	10	5	0
Water Coverage Ratio	15	0	0	0

**29) Reduction in NRW (Maximum Marks 15)**

<b>Achievement Range</b>	<b>Less than 20%</b>	<b>Between 20% to 30%</b>	<b>Between 30% to 40%</b>	<b>Above 40%</b>
Marks	15	10	5	0
ULB achieving benchmark of Non Revenue water (NRW)	0	0	5	0

**30) Coverage of Water Supply for Public/Community Toilets (Maximum Marks 10)**

<b>Achievement Range</b>	<b>100% PT/CT Covered</b>	<b>Less than 100%</b>
Marks	10	0
ULB providing water connection to Public and Community Toilets	10	

**T) Solid Waste Management:  
Coverage: (Maximum Marks 10)**

<b>Achievement Range</b>	<b>More than 50%</b>	<b>Between 20% to 50%</b>	<b>Less than 20%</b>
Marks	10	5	0
% of waste being processed scientifically	10		

It is confirmed that I have verified the information presented in this form, which is true and correct to the best of my knowledge.



**Executive Officer  
Kannivadi Town Panchayat  
Dindigul District**

## Annexure 2

### 14<sup>th</sup> Finance Commissioner Performance Grant Claim Form of ULBs to State Government (To be sent by ULBs to the State)

Name of the ULB : KEERANUR TOWN PANCHAYAT

Date of the last election held and due date : October 2011

Name of the State : TAMILNADU

Conditions for Disbursal of Performance Grant:

#### Part 1: Increase in Own Revenue Sources

Achievement Range	Yes	No
Published audited accounts on ULB Website	10	0

#### Part 2: Increase in Own Revenue Sources

##### (U) Covering Establishment costs and O & M from own income (Maximum marks 20)

Achievement Range	More than 70%	Between 60% to 70%	Between 50% to 60%	Less than 50%
Marks	20	15	10	0
ULB able to recover costs related to Revenue expenditure which is O&M costs as well as Establishment & Salaries from its own revenue funds excluding octroi entry tax and stamp duty etc.	0	0	0	0

##### (V) Capital Expenditure as a percentage of total expenditure (Maximum marks 20) For AMRUT Cities

Achievement Range	More than 40%	30% to 40%	20% to 30%	Less than 20%
Marks	20	15	10	0
Ratio of Capital expenditure to Total expenditure including all devolutions / schemes etc.	0	0	0	0

##### For all other cities

Achievement Range	More than 20%	Between 15% to 20%	Between 10% to 15%	Less than 10%
Marks	20	15	10	0
Ratio of Capital expenditure to Total expenditure including all devolutions / schemes etc.	0	15	0	0

### Part 3: Publishing of Service Level Benchmarks (SLBs)

#### U) Water Supply

##### 31) Coverage (Maximum Marks 15)

Achievement Range	Between 90% to 100%	Between 80% to 90%	Between 70% to 80%	Less than 70%
Marks	15	10	5	0
Water Coverage Ratio	0	10	0	0

##### 32) Reduction in NRW (Maximum Marks 15)

Achievement Range	Less than 20%	Between 20% to 30%	Between 30% to 40%	Above 40%
Marks	15	10	5	0
ULB achieving benchmark of Non Revenue water (NRW)	15	0	0	0

##### 33) Coverage of Water Supply for Public/Community Toilets (Maximum Marks 10)

Achievement Range	100% PT/CT Covered	Less than 100%
Marks	10	0
ULB providing water connection to Public and Community Toilets	10	

#### V) Solid Waste Management:

##### Coverage: (Maximum Marks 10)

Achievement Range	More than 50%	Between 20% to 50%	Less than 20%
Marks	10	5	0
% of waste being processed scientifically	10		

It is confirmed that I have verified the information presented in this form, which is true and correct to the best of my knowledge.



**Executive Officer  
Keeranur Town Panchayat  
Dindigul District**

## Annexure 2

### 14<sup>th</sup> Finance Commissioner Performance Grant Claim Form of ULBs to State Government (To be sent by ULBs to the State)

Name of the ULB : NATHAM TOWN PANCHAYAT

Date of the last election held and due date : October 2011

Name of the State : TAMILNADU

Conditions for Disbursal of Performance Grant:

#### Part 1: Increase in Own Revenue Sources

Achievement Range	Yes	No
Published audited accounts on ULB Website	10	0

#### Part 2: Increase in Own Revenue Sources

(W) Covering Establishment costs and O & M from own income (Maximum marks 20)

Achievement Range	More than 70%	Between 60% to 70%	Between 50% to 60%	Less than 50%
Marks	20	15	10	0
ULB able to recover costs related to Revenue expenditure which is O&M costs as well as Establishment & Salaries from its own revenue funds excluding octroi entry tax and stamp duty etc.	0	0	0	0

(X) Capital Expenditure as a percentage of total expenditure (Maximum marks 20)  
For AMRUT Cities

Achievement Range	More than 40%	30% to 40%	20% to 30%	Less than 20%
Marks	20	15	10	0
Ratio of Capital expenditure to Total expenditure including all devolutions / schemes etc.	0	0	0	0

For all other cities

Achievement Range	More than 20%	Between 15% to 20%	Between 10% to 15%	Less than 10%
Marks	20	15	10	0
Ratio of Capital expenditure to Total expenditure including all devolutions / schemes etc.	20	0	0	0

**Part 3: Publishing of Service Level Benchmarks (SLBs)**

**W) Water Supply**

**34) Coverage (Maximum Marks 15)**

<b>Achievement Range</b>	<b>Between 90% to 100%</b>	<b>Between 80% to 90%</b>	<b>Between 70% to 80%</b>	<b>Less than 70%</b>
Marks	15	10	5	0
Water Coverage Ratio	0	0	5	0

**35) Reduction in NRW (Maximum Marks 15)**

<b>Achievement Range</b>	<b>Less than 20%</b>	<b>Between 20% to 30%</b>	<b>Between 30% to 40%</b>	<b>Above 40%</b>
Marks	15	10	5	0
ULB achieving benchmark of Non Revenue water (NRW)	15	0	0	0

**36) Coverage of Water Supply for Public/Community Toilets (Maximum Marks 10)**

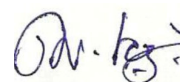
<b>Achievement Range</b>	<b>100% PT/CT Covered</b>	<b>Less than 100%</b>
Marks	10	0
ULB providing water connection to Public and Community Toilets	10	

**X) Solid Waste Management:**

**Coverage: (Maximum Marks 10)**

<b>Achievement Range</b>	<b>More than 50%</b>	<b>Between 20% to 50%</b>	<b>Less than 20%</b>
Marks	10	5	0
% of waste being processed scientifically	10		

It is confirmed that I have verified the information presented in this form, which is true and correct to the best of my knowledge.



**Executive Officer  
Natham Town Panchayat  
Dindigul District**



## Annexure 2

### 14<sup>th</sup> Finance Commissioner Performance Grant Claim Form of ULBs to State Government (To be sent by ULBs to the State)

Name of the ULB : NEIKKARAPATTY TOWN PANCHAYAT

Date of the last election held and due date : October 2011

Name of the State : TAMILNADU

Conditions for Disbursal of Performance Grant:

#### Part 1: Increase in Own Revenue Sources

Achievement Range	Yes	No
Published audited accounts on ULB Website	10	0

#### Part 2: Increase in Own Revenue Sources

(Y) Covering Establishment costs and O & M from own income (Maximum marks 20)

Achievement Range	More than 70%	Between 60% to 70%	Between 50% to 60%	Less than 50%
Marks	20	15	10	0
ULB able to recover costs related to Revenue expenditure which is O&M costs as well as Establishment & Salaries from its own revenue funds excluding octroi entry tax and stamp duty etc.	0	0	0	0

(Z) Capital Expenditure as a percentage of total expenditure (Maximum marks 20)  
For AMRUT Cities

Achievement Range	More than 40%	30% to 40%	20% to 30%	Less than 20%
Marks	20	15	10	0
Ratio of Capital expenditure to Total expenditure including all devolutions / schemes etc.	0	0	0	0

For all other cities

Achievement Range	More than 20%	Between 15% to 20%	Between 10% to 15%	Less than 10%
Marks	20	15	10	0
Ratio of Capital expenditure to Total expenditure including all devolutions / schemes etc.	0	15	0	0

#### Part 3: Publishing of Service Level Benchmarks (SLBs)

**Y) Water Supply**  
**37) Coverage (Maximum Marks 15)**

<b>Achievement Range</b>	<b>Between 90% to 100%</b>	<b>Between 80% to 90%</b>	<b>Between 70% to 80%</b>	<b>Less than 70%</b>
Marks	15	10	5	0
Water Coverage Ratio	0	10	0	0

**38) Reduction in NRW (Maximum Marks 15)**

<b>Achievement Range</b>	<b>Less than 20%</b>	<b>Between 20% to 30%</b>	<b>Between 30% to 40%</b>	<b>Above 40%</b>
Marks	15	10	5	0
ULB achieving benchmark of Non Revenue water (NRW)	15	0	0	0


**39) Coverage of Water Supply for Public/Community Toilets (Maximum Marks 10)**

<b>Achievement Range</b>	<b>100% PT/CT Covered</b>	<b>Less than 100%</b>
Marks	10	0
ULB providing water connection to Public and Community Toilets	10	

**Z) Solid Waste Management:**  
**Coverage: (Maximum Marks 10)**

<b>Achievement Range</b>	<b>More than 50%</b>	<b>Between 20% to 50%</b>	<b>Less than 20%</b>
Marks	10	5	0
% of waste being processed scientifically	10		

It is confirmed that I have verified the information presented in this form, which is true and correct to the best of my knowledge.



**Executive Officer**  
**Neikkarapatty Town Panchayat**  
**Dindigul District**

## Annexure 2

### 14<sup>th</sup> Finance Commissioner Performance Grant Claim Form of ULBs to State Government (To be sent by ULBs to the State)

Name of the ULB : NILAKOTTAI TOWN PANCHAYAT

Date of the last election held and due date : October 2011

Name of the State : TAMILNADU

Conditions for Disbursal of Performance Grant:

#### Part 1: Increase in Own Revenue Sources

Achievement Range	Yes	No
Published audited accounts on ULB Website	10	0

#### Part 2: Increase in Own Revenue Sources

(AA) Covering Establishment costs and O & M from own income (Maximum marks 20)

Achievement Range	More than 70%	Between 60% to 70%	Between 50% to 60%	Less than 50%
Marks	20	15	10	0
ULB able to recover costs related to Revenue expenditure which is O&M costs as well as Establishment & Salaries from its own revenue funds excluding octroi entry tax and stamp duty etc.	0	0	0	0

#### Capital Expenditure as a percentage of total expenditure (Maximum marks 20 For AMRUT Cities)

Achievement Range	More than 40%	30% to 40%	20% to 30%	Less than 20%
Marks	20	15	10	0
Ratio of Capital expenditure to Total expenditure including all devolutions / schemes etc.	0	0	0	0

#### For all other cities

Achievement Range	More than 20%	Between 15% to 20%	Between 10% to 15%	Less than 10%
Marks	20	15	10	0
Ratio of Capital expenditure to Total expenditure including all devolutions / schemes etc.	0	15	0	0

### Part 3: Publishing of Service Level Benchmarks (SLBs)

#### AA) Water Supply

##### 40) Coverage (Maximum Marks 15)

Achievement Range	Between 90% to 100%	Between 80% to 90%	Between 70% to 80%	Less than 70%
Marks	15	10	5	0
Water Coverage Ratio	0	10	0	0

##### 41) Reduction in NRW (Maximum Marks 15)

Achievement Range	Less than 20%	Between 20% to 30%	Between 30% to 40%	Above 40%
Marks	15	10	5	0
ULB achieving benchmark of Non Revenue water (NRW)	15	0	0	0

##### 42) Coverage of Water Supply for Public/Community Toilets (Maximum Marks 10)

Achievement Range	100% PT/CT Covered	Less than 100%
Marks	10	0
ULB providing water connection to Public and Community Toilets	10	

#### BB) Solid Waste Management:

##### Coverage: (Maximum Marks 10)

Achievement Range	More than 50%	Between 20% to 50%	Less than 20%
Marks	10	5	0
% of waste being processed scientifically	10		

It is confirmed that I have verified the information presented in this form, which is true and correct to the best of my knowledge.

**Executive Officer(I/c)**  
**Nilakottai Town Panchayat**  
**Dindigul District**

## Annexure 2

### 14<sup>th</sup> Finance Commissioner Performance Grant Claim Form of ULBs to State Government (To be sent by ULBs to the State)

Name of the ULB : PALAYAM TOWN PANCHAYAT

Date of the last election held and due date : October 2011

Name of the State : TAMILNADU

Conditions for Disbursal of Performance Grant:

#### Part 1: Increase in Own Revenue Sources

Achievement Range	Yes	No
Published audited accounts on ULB Website	10	0

#### Part 2: Increase in Own Revenue Sources

(BB) Covering Establishment costs and O & M from own income (Maximum marks 20)

Achievement Range	More than 70%	Between 60% to 70%	Between 50% to 60%	Less than 50%
Marks	20	15	10	0
ULB able to recover costs related to Revenue expenditure which is O&M costs as well as Establishment & Salaries from its own revenue funds excluding octroi entry tax and stamp duty etc.	0	0	0	0

#### Capital Expenditure as a percentage of total expenditure (Maximum marks 20) For AMRUT Cities

Achievement Range	More than 40%	30% to 40%	20% to 30%	Less than 20%
Marks	20	15	10	0
Ratio of Capital expenditure to Total expenditure including all devolutions / schemes etc.	0	0	0	0

#### For all other cities

Achievement Range	More than 20%	Between 15% to 20%	Between 10% to 15%	Less than 10%
Marks	20	15	10	0
Ratio of Capital expenditure to Total expenditure including all devolutions / schemes etc.	0	15	0	0

**Part 3: Publishing of Service Level Benchmarks (SLBs)**

**CC) Water Supply**

**43) Coverage (Maximum Marks 15)**

<b>Achievement Range</b>	<b>Between 90% to 100%</b>	<b>Between 80% to 90%</b>	<b>Between 70% to 80%</b>	<b>Less than 70%</b>
Marks	15	10	5	0
Water Coverage Ratio	0	10	0	0

**44) Reduction in NRW (Maximum Marks 15)**

<b>Achievement Range</b>	<b>Less than 20%</b>	<b>Between 20% to 30%</b>	<b>Between 30% to 40%</b>	<b>Above 40%</b>
Marks	15	10	5	0
ULB achieving benchmark of Non Revenue water (NRW)	15	0	0	0


**45) Coverage of Water Supply for Public/Community Toilets (Maximum Marks 10)**

<b>Achievement Range</b>	<b>100% PT/CT Covered</b>	<b>Less than 100%</b>
Marks	10	0
ULB providing water connection to Public and Community Toilets	10	

**DD) Solid Waste Management:  
Coverage: (Maximum Marks 10)**

<b>Achievement Range</b>	<b>More than 50%</b>	<b>Between 20% to 50%</b>	<b>Less than 20%</b>
Marks	10	5	0
% of waste being processed scientifically	10		

It is confirmed that I have verified the information presented in this form, which is true and correct to the best of my knowledge.

  
**Executive Officer  
Palayam Town Panchayat  
Dindigul District**

## Annexure 2

### 14<sup>th</sup> Finance Commissioner Performance Grant Claim Form of ULBs to State Government (To be sent by ULBs to the State)

Name of the ULB : PANNAIKADU TOWN PANCHAYAT

Date of the last election held and due date : October 2011

Name of the State : TAMILNADU

Conditions for Disbursal of Performance Grant:

#### Part 1: Increase in Own Revenue Sources

Achievement Range	Yes	No
Published audited accounts on ULB Website	10	0

#### Part 2: Increase in Own Revenue Sources

(CC) Covering Establishment costs and O & M from own income (Maximum marks 20)

Achievement Range	More than 70%	Between 60% to 70%	Between 50% to 60%	Less than 50%
Marks	20	15	10	0
ULB able to recover costs related to Revenue expenditure which is O&M costs as well as Establishment & Salaries from its own revenue funds excluding octroi entry tax and stamp duty etc.	0	0	0	0

#### Capital Expenditure as a percentage of total expenditure (Maximum marks 20) For AMRUT Cities

Achievement Range	More than 40%	30% to 40%	20% to 30%	Less than 20%
Marks	20	15	10	0
Ratio of Capital expenditure to Total expenditure including all devolutions / schemes etc.	0	0	0	0

#### For all other cities

Achievement Range	More than 20%	Between 15% to 20%	Between 10% to 15%	Less than 10%
Marks	20	15	10	0
Ratio of Capital expenditure to Total expenditure including all devolutions / schemes etc.	0	0	10	0

**Part 3: Publishing of Service Level Benchmarks (SLBs)**

**EE) Water Supply**

**46) Coverage (Maximum Marks 15)**

<b>Achievement Range</b>	<b>Between 90% to 100%</b>	<b>Between 80% to 90%</b>	<b>Between 70% to 80%</b>	<b>Less than 70%</b>
Marks	15	10	5	0
Water Coverage Ratio	15	0	0	0

**47) Reduction in NRW (Maximum Marks 15)**

<b>Achievement Range</b>	<b>Less than 20%</b>	<b>Between 20% to 30%</b>	<b>Between 30% to 40%</b>	<b>Above 40%</b>
Marks	15	10	5	0
ULB achieving benchmark of Non Revenue water (NRW)	15	0	0	0

**48) Coverage of Water Supply for Public/Community Toilets (Maximum Marks 10)**


<b>Achievement Range</b>	<b>100% PT/CT Covered</b>	<b>Less than 100%</b>
Marks	10	0
ULB providing water connection to Public and Community Toilets	10	

**FF) Solid Waste Management:**

**Coverage: (Maximum Marks 10)**

<b>Achievement Range</b>	<b>More than 50%</b>	<b>Between 20% to 50%</b>	<b>Less than 20%</b>
Marks	10	5	0
% of waste being processed scientifically	10		

It is confirmed that I have verified the information presented in this form, which is true and correct to the best of my knowledge.

  
Executive Officer,  
Pannaikadu Town panchayt.  
Dindigul District.



## Annexure 2

### 14<sup>th</sup> Finance Commissioner Performance Grant Claim Form of ULBs to State Government (To be sent by ULBs to the State)

Name of the ULB : PATTIVEERANPATTY TOWN PANCHAYAT

Date of the last election held and due date : October 2011

Name of the State : TAMILNADU

Conditions for Disbursal of Performance Grant:

#### Part 1: Increase in Own Revenue Sources

Achievement Range	Yes	No
Published audited accounts on ULB Website	10	0

#### Part 2: Increase in Own Revenue Sources

(DD) Covering Establishment costs and O & M from own income (Maximum marks 20)

Achievement Range	More than 70%	Between 60% to 70%	Between 50% to 60%	Less than 50%
Marks	20	15	10	0
ULB able to recover costs related to Revenue expenditure which is O&M costs as well as Establishment & Salaries from its own revenue funds excluding octroi entry tax and stamp duty etc.	0	0	0	0

#### Capital Expenditure as a percentage of total expenditure (Maximum marks 20 For AMRUT Cities)

Achievement Range	More than 40%	30% to 40%	20% to 30%	Less than 20%
Marks	20	15	10	0
Ratio of Capital expenditure to Total expenditure including all devolutions / schemes etc.	0	0	0	0

#### For all other cities

Achievement Range	More than 20%	Between 15% to 20%	Between 10% to 15%	Less than 10%
Marks	20	15	10	0
Ratio of Capital expenditure to Total expenditure including all devolutions / schemes etc.	20	0	0	0

**Part 3: Publishing of Service Level Benchmarks (SLBs)**

**GG) Water Supply**

**49) Coverage (Maximum Marks 15)**

<b>Achievement Range</b>	<b>Between 90% to 100%</b>	<b>Between 80% to 90%</b>	<b>Between 70% to 80%</b>	<b>Less than 70%</b>
Marks	15	10	5	0
Water Coverage Ratio	0	10	0	0

**50) Reduction in NRW (Maximum Marks 15)**

<b>Achievement Range</b>	<b>Less than 20%</b>	<b>Between 20% to 30%</b>	<b>Between 30% to 40%</b>	<b>Above 40%</b>
Marks	15	10	5	0
ULB achieving benchmark of Non Revenue water (NRW)	0	10	0	0

**51) Coverage of Water Supply for Public/Community Toilets (Maximum Marks 10)**

<b>Achievement Range</b>	<b>100% PT/CT Covered</b>	<b>Less than 100%</b>
Marks	10	0
ULB providing water connection to Public and Community Toilets	10	

**HH) Solid Waste Management:**

**Coverage: (Maximum Marks 10)**

<b>Achievement Range</b>	<b>More than 50%</b>	<b>Between 20% to 50%</b>	<b>Less than 20%</b>
Marks	10	5	0
% of waste being processed scientifically	10		

It is confirmed that I have verified the information presented in this form, which is true and correct to the best of my knowledge.



**Executive Officer  
Pattiveeranpatty Town Panchayat  
Dindigul District**

## Annexure 2

### 14<sup>th</sup> Finance Commissioner Performance Grant Claim Form of ULBs to State Government (To be sent by ULBs to the State)

Name of the ULB : SEVUGAMPATTY TOWN PANCHAYAT

Date of the last election held and due date : October 2011

Name of the State : TAMILNADU

Conditions for Disbursal of Performance Grant:

#### Part 1: Increase in Own Revenue Sources

Achievement Range	Yes	No
Published audited accounts on ULB Website	10	0

#### Part 2: Increase in Own Revenue Sources

(EE) Covering Establishment costs and O & M from own income (Maximum marks 20)

Achievement Range	More than 70%	Between 60% to 70%	Between 50% to 60%	Less than 50%
Marks	20	15	10	0
ULB able to recover costs related to Revenue expenditure which is O&M costs as well as Establishment & Salaries from its own revenue funds excluding octroi entry tax and stamp duty etc.	0	0	0	0

#### Capital Expenditure as a percentage of total expenditure (Maximum marks 20) For AMRUT Cities

Achievement Range	More than 40%	30% to 40%	20% to 30%	Less than 20%
Marks	20	15	10	0
Ratio of Capital expenditure to Total expenditure including all devolutions / schemes etc.	0	0	0	0

#### For all other cities

Achievement Range	More than 20%	Between 15% to 20%	Between 10% to 15%	Less than 10%
Marks	20	15	10	0
Ratio of Capital expenditure to Total expenditure including all devolutions / schemes etc.	0	15	0	0

### Part 3: Publishing of Service Level Benchmarks (SLBs)

#### II) Water Supply

##### 52) Coverage (Maximum Marks 15)

Achievement Range	Between 90% to 100%	Between 80% to 90%	Between 70% to 80%	Less than 70%
Marks	15	10	5	0
Water Coverage Ratio	0	10	0	0

##### 53) Reduction in NRW (Maximum Marks 15)

Achievement Range	Less than 20%	Between 20% to 30%	Between 30% to 40%	Above 40%
Marks	15	10	5	0
ULB achieving benchmark of Non Revenue water (NRW)	15	0	0	0

##### 54) Coverage of Water Supply for Public/Community Toilets (Maximum Marks 10)

Achievement Range	100% PT/CT Covered	Less than 100%
Marks	10	0
ULB providing water connection to Public and Community Toilets	10	

#### JJ) Solid Waste Management: Coverage: (Maximum Marks 10)

Achievement Range	More than 50%	Between 20% to 50%	Less than 20%
Marks	10	5	0
% of waste being processed scientifically	10		

It is confirmed that I have verified the information presented in this form, which is true and correct to the best of my knowledge.



**Executive Officer**  
**Sevugampatty Town Panchayat**  
**Dindigul District**

## Annexure 2

### 14<sup>th</sup> Finance Commissioner Performance Grant Claim Form of ULBs to State Government (To be sent by ULBs to the State)

Name of the ULB : SHITHAYANKOTTAI TOWN PANCHAYAT

Date of the last election held and due date : October 2011

Name of the State : TAMILNADU

Conditions for Disbursal of Performance Grant:

#### Part 1: Increase in Own Revenue Sources

Achievement Range	Yes	No
Published audited accounts on ULB Website	10	0

#### Part 2: Increase in Own Revenue Sources

(FF) Covering Establishment costs and O & M from own income (Maximum marks 20)

Achievement Range	More than 70%	Between 60% to 70%	Between 50% to 60%	Less than 50%
Marks	20	15	10	0
ULB able to recover costs related to Revenue expenditure which is O&M costs as well as Establishment & Salaries from its own revenue funds excluding octroi entry tax and stamp duty etc.	0	0	0	0

#### Capital Expenditure as a percentage of total expenditure (Maximum marks 20) For AMRUT Cities

Achievement Range	More than 40%	30% to 40%	20% to 30%	Less than 20%
Marks	20	15	10	0
Ratio of Capital expenditure to Total expenditure including all devolutions / schemes etc.	0	0	0	0

#### For all other cities

Achievement Range	More than 20%	Between 15% to 20%	Between 10% to 15%	Less than 10%
Marks	20	15	10	0
Ratio of Capital expenditure to Total expenditure including all devolutions / schemes etc.	0	0	10	0

**Part 3: Publishing of Service Level Benchmarks (SLBs)**

**KK) Water Supply**

**55) Coverage (Maximum Marks 15)**

<b>Achievement Range</b>	<b>Between 90% to 100%</b>	<b>Between 80% to 90%</b>	<b>Between 70% to 80%</b>	<b>Less than 70%</b>
Marks	15	10	5	0
Water Coverage Ratio	15	0	5	0

**56) Reduction in NRW (Maximum Marks 15)**

<b>Achievement Range</b>	<b>Less than 20%</b>	<b>Between 20% to 30%</b>	<b>Between 30% to 40%</b>	<b>Above 40%</b>
Marks	15	10	5	0
ULB achieving benchmark of Non Revenue water (NRW)	15	0	0	0

**57) Coverage of Water Supply for Public/Community Toilets (Maximum Marks 10)**

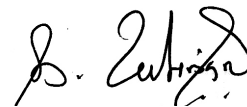
<b>Achievement Range</b>	<b>100% PT/CT Covered</b>	<b>Less than 100%</b>
Marks	10	0
ULB providing water connection to Public and Community Toilets	10	

**LL) Solid Waste Management:**

**Coverage: (Maximum Marks 10)**

<b>Achievement Range</b>	<b>More than 50%</b>	<b>Between 20% to 50%</b>	<b>Less than 20%</b>
Marks	10	5	0
% of waste being processed scientifically	10		

It is confirmed that I have verified the information presented in this form, which is true and correct to the best of my knowledge.



**Executive Officer**  
**Shithayankottai Town Panchayat**  
**Dindigul District**

## Annexure 2

### 14<sup>th</sup> Finance Commissioner Performance Grant Claim Form of ULBs to State Government (To be sent by ULBs to the State)

Name of the ULB : SRIRAMAPURAM TOWN PANCHAYAT

Date of the last election held and due date : October 2011

Name of the State : TAMILNADU

Conditions for Disbursal of Performance Grant:

#### Part 1: Increase in Own Revenue Sources

Achievement Range	Yes	No
Published audited accounts on ULB Website	10	0

#### Part 2: Increase in Own Revenue Sources

(GG) Covering Establishment costs and O & M from own income (Maximum marks 20)

Achievement Range	More than 70%	Between 60% to 70%	Between 50% to 60%	Less than 50%
Marks	20	15	10	0
ULB able to recover costs related to Revenue expenditure which is O&M costs as well as Establishment & Salaries from its own revenue funds excluding octroi entry tax and stamp duty etc.	0	0	0	0

#### Capital Expenditure as a percentage of total expenditure (Maximum marks 20) For AMRUT Cities

Achievement Range	More than 40%	30% to 40%	20% to 30%	Less than 20%
Marks	20	15	10	0
Ratio of Capital expenditure to Total expenditure including all devolutions / schemes etc.	0	0	0	0

#### For all other cities

Achievement Range	More than 20%	Between 15% to 20%	Between 10% to 15%	Less than 10%
Marks	20	15	10	0
Ratio of Capital expenditure to Total expenditure including all devolutions / schemes etc.	0	15	0	0

**Part 3: Publishing of Service Level Benchmarks (SLBs)**

**MM) Water Supply  
58) Coverage (Maximum Marks 15)**

<b>Achievement Range</b>	<b>Between 90% to 100%</b>	<b>Between 80% to 90%</b>	<b>Between 70% to 80%</b>	<b>Less than 70%</b>
Marks	15	10	5	0
Water Coverage Ratio	15	0	0	0

**59) Reduction in NRW (Maximum Marks 15)**

<b>Achievement Range</b>	<b>Less than 20%</b>	<b>Between 20% to 30%</b>	<b>Between 30% to 40%</b>	<b>Above 40%</b>
Marks	15	10	5	0
ULB achieving benchmark of Non Revenue water (NRW)	0	0	5	0

**60) Coverage of Water Supply for Public/Community Toilets (Maximum Marks 10)**

<b>Achievement Range</b>	<b>100% PT/CT Covered</b>	<b>Less than 100%</b>
Marks	10	0
ULB providing water connection to Public and Community Toilets	10	

**NN) Solid Waste Management:  
Coverage: (Maximum Marks 10)**

<b>Achievement Range</b>	<b>More than 50%</b>	<b>Between 20% to 50%</b>	<b>Less than 20%</b>
Marks	10	5	0
% of waste being processed scientifically	10		

It is confirmed that I have verified the information presented in this form, which is true and correct to the best of my knowledge.



**Executive Officer(I/c)  
Srirampuram Town Panchayat  
Dindigul District**



## Annexure 2

### 14<sup>th</sup> Finance Commissioner Performance Grant Claim Form of ULBs to State Government (To be sent by ULBs to the State)

Name of the ULB : THADICOMBU TOWN PANCHAYAT

Date of the last election held and due date : October 2011

Name of the State : TAMILNADU

Conditions for Disbursal of Performance Grant:

#### Part 1: Increase in Own Revenue Sources

Achievement Range	Yes	No
Published audited accounts on ULB Website	10	0

#### Part 2: Increase in Own Revenue Sources

(HH) Covering Establishment costs and O & M from own income (Maximum marks 20)

Achievement Range	More than 70%	Between 60% to 70%	Between 50% to 60%	Less than 50%
Marks	20	15	10	0
ULB able to recover costs related to Revenue expenditure which is O&M costs as well as Establishment & Salaries from its own revenue funds excluding octroi entry tax and stamp duty etc.	0	0	0	0

#### Capital Expenditure as a percentage of total expenditure (Maximum marks 20 For AMRUT Cities)

Achievement Range	More than 40%	30% to 40%	20% to 30%	Less than 20%
Marks	20	15	10	0
Ratio of Capital expenditure to Total expenditure including all devolutions / schemes etc.	0	0	0	0

#### For all other cities

Achievement Range	More than 20%	Between 15% to 20%	Between 10% to 15%	Less than 10%
Marks	20	15	10	0
Ratio of Capital expenditure to Total expenditure including all devolutions / schemes etc.	0	15	0	0

**Part 3: Publishing of Service Level Benchmarks (SLBs)**

**OO)Water Supply**

**61)Coverage (Maximum Marks 15)**

<b>Achievement Range</b>	<b>Between 90% to 100%</b>	<b>Between 80% to 90%</b>	<b>Between 70% to 80%</b>	<b>Less than 70%</b>
Marks	15	10	5	0
Water Coverage Ratio	0	0	5	0

**62)Reduction in NRW (Maximum Marks 15)**

<b>Achievement Range</b>	<b>Less than 20%</b>	<b>Between 20% to 30%</b>	<b>Between 30% to 40%</b>	<b>Above 40%</b>
Marks	15	10	5	0
ULB achieving benchmark of Non Revenue water (NRW)	15	0	0	0

**63)Coverage of Water Supply for Public/Community Toilets (Maximum Marks 10)**

<b>Achievement Range</b>	<b>100% PT/CT Covered</b>	<b>Less than 100%</b>
Marks	10	0
ULB providing water connection to Public and Community Toilets	10	

**PP) Solid Waste Management:  
Coverage: (Maximum Marks 10)**

<b>Achievement Range</b>	<b>More than 50%</b>	<b>Between 20% to 50%</b>	<b>Less than 20%</b>
Marks	10	5	0
% of waste being processed scientifically	10		

It is confirmed that I have verified the information presented in this form, which is true and correct to the best of my knowledge.



**Executive Officer  
Thadicombu Town Panchayat  
Dindigul District**

## Annexure 2

### 14<sup>th</sup> Finance Commissioner Performance Grant Claim Form of ULBs to State Government (To be sent by ULBs to the State)

Name of the ULB : VADAMADURAI TOWN PANCHAYAT

Date of the last election held and due date : October 2011

Name of the State : TAMILNADU

Conditions for Disbursal of Performance Grant:

#### Part 1: Increase in Own Revenue Sources

Achievement Range	Yes	No
Published audited accounts on ULB Website	10	0

#### Part 2: Increase in Own Revenue Sources

##### (II) Covering Establishment costs and O & M from own income (Maximum marks 20)

Achievement Range	More than 70%	Between 60% to 70%	Between 50% to 60%	Less than 50%
Marks	20	15	10	0
ULB able to recover costs related to Revenue expenditure which is O&M costs as well as Establishment & Salaries from its own revenue funds excluding octroi entry tax and stamp duty etc.	0	0	0	0

##### Capital Expenditure as a percentage of total expenditure (Maximum marks 20) For AMRUT Cities

Achievement Range	More than 40%	30% to 40%	20% to 30%	Less than 20%
Marks	20	15	10	0
Ratio of Capital expenditure to Total expenditure including all devolutions / schemes etc.	0	0	0	0

##### For all other cities

Achievement Range	More than 20%	Between 15% to 20%	Between 10% to 15%	Less than 10%
Marks	20	15	10	0
Ratio of Capital expenditure to Total expenditure including all devolutions / schemes etc.	20	0	0	0

**Part 3: Publishing of Service Level Benchmarks (SLBs)**

**QQ) Water Supply**

**64) Coverage (Maximum Marks 15)**

<b>Achievement Range</b>	<b>Between 90% to 100%</b>	<b>Between 80% to 90%</b>	<b>Between 70% to 80%</b>	<b>Less than 70%</b>
Marks	15	10	5	0
Water Coverage Ratio	0	10	0	0

**65) Reduction in NRW (Maximum Marks 15)**

<b>Achievement Range</b>	<b>Less than 20%</b>	<b>Between 20% to 30%</b>	<b>Between 30% to 40%</b>	<b>Above 40%</b>
Marks	15	10	5	0
ULB achieving benchmark of Non Revenue water (NRW)	15	0	0	0


**66) Coverage of Water Supply for Public/Community Toilets (Maximum Marks 10)**

<b>Achievement Range</b>	<b>100% PT/CT Covered</b>	<b>Less than 100%</b>
Marks	10	0
ULB providing water connection to Public and Community Toilets	10	

**RR) Solid Waste Management:  
Coverage: (Maximum Marks 10)**

<b>Achievement Range</b>	<b>More than 50%</b>	<b>Between 20% to 50%</b>	<b>Less than 20%</b>
Marks	10	5	0
% of waste being processed scientifically	0	5	

It is confirmed that I have verified the information presented in this form, which is true and correct to the best of my knowledge.



**Executive Officer  
Vadamadurai Town Panchayat  
Dindigul District**

## Annexure 2

### 14<sup>th</sup> Finance Commissioner Performance Grant Claim Form of ULBs to State Government (To be sent by ULBs to the State)

Name of the ULB : VEDASANDUR TOWN PANCHAYAT

Date of the last election held and due date : October 2011

Name of the State : TAMILNADU

Conditions for Disbursal of Performance Grant:

#### Part 1: Increase in Own Revenue Sources

Achievement Range	Yes	No
Published audited accounts on ULB Website	10	0

#### Part 2: Increase in Own Revenue Sources

(JJ) Covering Establishment costs and O & M from own income (Maximum marks 20)

Achievement Range	More than 70%	Between 60% to 70%	Between 50% to 60%	Less than 50%
Marks	20	15	10	0
ULB able to recover costs related to Revenue expenditure which is O&M costs as well as Establishment & Salaries from its own revenue funds excluding octroi entry tax and stamp duty etc.	0	0	0	0

#### Capital Expenditure as a percentage of total expenditure (Maximum marks 20 For AMRUT Cities)

Achievement Range	More than 40%	30% to 40%	20% to 30%	Less than 20%
Marks	20	15	10	0
Ratio of Capital expenditure to Total expenditure including all devolutions / schemes etc.	0	0	0	0

#### For all other cities

Achievement Range	More than 20%	Between 15% to 20%	Between 10% to 15%	Less than 10%
Marks	20	15	10	0
Ratio of Capital expenditure to Total expenditure including all devolutions / schemes etc.	20	0	0	0

**Part 3: Publishing of Service Level Benchmarks (SLBs)**

**SS) Water Supply**

**67) Coverage (Maximum Marks 15)**

<b>Achievement Range</b>	<b>Between 90% to 100%</b>	<b>Between 80% to 90%</b>	<b>Between 70% to 80%</b>	<b>Less than 70%</b>
Marks	15	10	5	0
Water Coverage Ratio	0	0	5	0

**68) Reduction in NRW (Maximum Marks 15)**

<b>Achievement Range</b>	<b>Less than 20%</b>	<b>Between 20% to 30%</b>	<b>Between 30% to 40%</b>	<b>Above 40%</b>
Marks	15	10	5	0
ULB achieving benchmark of Non Revenue water (NRW)	15	0	0	0

**69) Coverage of Water Supply for Public/Community Toilets (Maximum Marks 10)**

<b>Achievement Range</b>	<b>100% PT/CT Covered</b>	<b>Less than 100%</b>
Marks	10	0
ULB providing water connection to Public and Community Toilets	10	

**TT) Solid Waste Management:**

**Coverage: (Maximum Marks 10)**

<b>Achievement Range</b>	<b>More than 50%</b>	<b>Between 20% to 50%</b>	<b>Less than 20%</b>
Marks	10	5	0
% of waste being processed scientifically	10		

It is confirmed that I have verified the information presented in this form, which is true and correct to the best of my knowledge.



**Executive Officer  
Vedasandur Town Panchayat  
Dindigul District**

## Annexure 2

### 14<sup>th</sup> Finance Commissioner Performance Grant Claim Form of ULBs to State Government (To be sent by ULBs to the State)

Name of the ULB : ARAVAKURICHI TOWN PANCHAYAT

Date of the last election held and due date : October 2011

Name of the State : TAMILNADU

Conditions for Disbursal of Performance Grant:

#### Part 1: Increase in Own Revenue Sources

Achievement Range	Yes	No
Published audited accounts on ULB Website	10	0

#### Part 2: Increase in Own Revenue Sources

(KK) Covering Establishment costs and O & M from own income (Maximum marks 20)

Achievement Range	More than 70%	Between 60% to 70%	Between 50% to 60%	Less than 50%
Marks	20	15	10	0
ULB able to recover costs related to Revenue expenditure which is O&M costs as well as Establishment & Salaries from its own revenue funds excluding octroi entry tax and stamp duty etc.	0	0	0	0

#### Capital Expenditure as a percentage of total expenditure (Maximum marks 20) For AMRUT Cities

Achievement Range	More than 40%	30% to 40%	20% to 30%	Less than 20%
Marks	20	15	10	0
Ratio of Capital expenditure to Total expenditure including all devolutions / schemes etc.	0	0	0	0

#### For all other cities

Achievement Range	More than 20%	Between 15% to 20%	Between 10% to 15%	Less than 10%
Marks	20	15	10	0
Ratio of Capital expenditure to Total expenditure including all devolutions / schemes etc.	0	15	0	0

**Part 3: Publishing of Service Level Benchmarks (SLBs)**

**UU) Water Supply  
70) Coverage (Maximum Marks 15)**

<b>Achievement Range</b>	<b>Between 90% to 100%</b>	<b>Between 80% to 90%</b>	<b>Between 70% to 80%</b>	<b>Less than 70%</b>
Marks	15	10	5	0
Water Coverage Ratio	0	0	5	0

**71) Reduction in NRW (Maximum Marks 15)**

<b>Achievement Range</b>	<b>Less than 20%</b>	<b>Between 20% to 30%</b>	<b>Between 30% to 40%</b>	<b>Above 40%</b>
Marks	15	10	5	0
ULB achieving benchmark of Non Revenue water (NRW)	15	0	0	0


**72) Coverage of Water Supply for Public/Community Toilets (Maximum Marks 10)**

<b>Achievement Range</b>	<b>100% PT/CT Covered</b>	<b>Less than 100%</b>
Marks	10	0
ULB providing water connection to Public and Community Toilets	10	

**VV) Solid Waste Management:  
Coverage: (Maximum Marks 10)**

<b>Achievement Range</b>	<b>More than 50%</b>	<b>Between 20% to 50%</b>	<b>Less than 20%</b>
Marks	10	5	0
% of waste being processed scientifically	10		

It is confirmed that I have verified the information presented in this form, which is true and correct to the best of my knowledge.



**Executive Officer  
Aravakurichi Town Panchayat  
Karur District**



## Annexure 2

### 14<sup>th</sup> Finance Commissioner Performance Grant Claim Form of ULBs to State Government (To be sent by ULBs to the State)

Name of the ULB : KRISHNARAYAPURAMTOWN PANCHAYAT

Date of the last election held and due date : October 2011

Name of the State : TAMILNADU

Conditions for Disbursal of Performance Grant:

#### Part 1: Increase in Own Revenue Sources

Achievement Range	Yes	No
Published audited accounts on ULB Website	10	0

#### Part 2: Increase in Own Revenue Sources

(LL) Covering Establishment costs and O & M from own income (Maximum marks 20)

Achievement Range	More than 70%	Between 60% to 70%	Between 50% to 60%	Less than 50%
Marks	20	15	10	0
ULB able to recover costs related to Revenue expenditure which is O&M costs as well as Establishment & Salaries from its own revenue funds excluding octroi entry tax and stamp duty etc.	0	0	0	0

#### Capital Expenditure as a percentage of total expenditure (Maximum marks 20) For AMRUT Cities

Achievement Range	More than 40%	30% to 40%	20% to 30%	Less than 20%
Marks	20	15	10	0
Ratio of Capital expenditure to Total expenditure including all devolutions / schemes etc.	0	0	0	0

#### For all other cities

Achievement Range	More than 20%	Between 15% to 20%	Between 10% to 15%	Less than 10%
Marks	20	15	10	0
Ratio of Capital expenditure to Total expenditure including all devolutions / schemes etc.	20	0	0	0

**Part 3: Publishing of Service Level Benchmarks (SLBs)**

**WW) Water Supply  
73) Coverage (Maximum Marks 15)**

<b>Achievement Range</b>	<b>Between 90% to 100%</b>	<b>Between 80% to 90%</b>	<b>Between 70% to 80%</b>	<b>Less than 70%</b>
Marks	15	10	5	0
Water Coverage Ratio	15	0	0	0

**74) Reduction in NRW (Maximum Marks 15)**

<b>Achievement Range</b>	<b>Less than 20%</b>	<b>Between 20% to 30%</b>	<b>Between 30% to 40%</b>	<b>Above 40%</b>
Marks	15	10	5	0
ULB achieving benchmark of Non Revenue water (NRW)	0	0	5	0


**75) Coverage of Water Supply for Public/Community Toilets (Maximum Marks 10)**

<b>Achievement Range</b>	<b>100% PT/CT Covered</b>	<b>Less than 100%</b>
Marks	10	0
ULB providing water connection to Public and Community Toilets	10	

**XX) Solid Waste Management:  
Coverage: (Maximum Marks 10)**

<b>Achievement Range</b>	<b>More than 50%</b>	<b>Between 20% to 50%</b>	<b>Less than 20%</b>
Marks	10	5	0
% of waste being processed scientifically	10		

It is confirmed that I have verified the information presented in this form, which is true and correct to the best of my knowledge.



**Executive Officer  
Krishnarayapuram Town Panchayat  
Karur District**

## Annexure 2

### 14<sup>th</sup> Finance Commissioner Performance Grant Claim Form of ULBs to State Government (To be sent by ULBs to the State)

Name of the ULB : MARUDUR TOWN PANCHAYAT

Date of the last election held and due date : October 2011

Name of the State : TAMILNADU

Conditions for Disbursal of Performance Grant:

#### Part 1: Increase in Own Revenue Sources

Achievement Range	Yes	No
Published audited accounts on ULB Website	10	0

#### Part 2: Increase in Own Revenue Sources

(MM) Covering Establishment costs and O & M from own income (Maximum marks 20)

Achievement Range	More than 70%	Between 60% to 70%	Between 50% to 60%	Less than 50%
Marks	20	15	10	0
ULB able to recover costs related to Revenue expenditure which is O&M costs as well as Establishment & Salaries from its own revenue funds excluding octroi entry tax and stamp duty etc.	0	0	0	0

#### Capital Expenditure as a percentage of total expenditure (Maximum marks 20 For AMRUT Cities)

Achievement Range	More than 40%	30% to 40%	20% to 30%	Less than 20%
Marks	20	15	10	0
Ratio of Capital expenditure to Total expenditure including all devolutions / schemes etc.	0	0	0	0

#### For all other cities

Achievement Range	More than 20%	Between 15% to 20%	Between 10% to 15%	Less than 10%
Marks	20	15	10	0
Ratio of Capital expenditure to Total expenditure including all devolutions / schemes etc.	20	0	0	0

**Part 3: Publishing of Service Level Benchmarks (SLBs)**

**YY) Water Supply**

**76) Coverage (Maximum Marks 15)**

<b>Achievement Range</b>	<b>Between 90% to 100%</b>	<b>Between 80% to 90%</b>	<b>Between 70% to 80%</b>	<b>Less than 70%</b>
Marks	15	10	5	0
Water Coverage Ratio	0	0	5	0

**77) Reduction in NRW (Maximum Marks 15)**

<b>Achievement Range</b>	<b>Less than 20%</b>	<b>Between 20% to 30%</b>	<b>Between 30% to 40%</b>	<b>Above 40%</b>
Marks	15	10	5	0
ULB achieving benchmark of Non Revenue water (NRW)	15	0	0	0

**78) Coverage of Water Supply for Public/Community Toilets (Maximum Marks 10)**


<b>Achievement Range</b>	<b>100% PT/CT Covered</b>	<b>Less than 100%</b>
Marks	10	0
ULB providing water connection to Public and Community Toilets	10	

**ZZ) Solid Waste Management:**

**Coverage: (Maximum Marks 10)**

<b>Achievement Range</b>	<b>More than 50%</b>	<b>Between 20% to 50%</b>	<b>Less than 20%</b>
Marks	10	5	0
% of waste being processed scientifically	10		

It is confirmed that I have verified the information presented in this form, which is true and correct to the best of my knowledge.



**Executive Officer  
Marudur Town Panchayat  
Karur District**

## Annexure 2

### 14<sup>th</sup> Finance Commissioner Performance Grant Claim Form of ULBs to State Government (To be sent by ULBs to the State)

Name of the ULB : NANGAVARAM TOWN PANCHAYAT

Date of the last election held and due date : October 2011

Name of the State : TAMILNADU

Conditions for Disbursal of Performance Grant:

#### Part 1: Increase in Own Revenue Sources

Achievement Range	Yes	No
Published audited accounts on ULB Website	10	0

#### Part 2: Increase in Own Revenue Sources

(NN) Covering Establishment costs and O & M from own income (Maximum marks 20)

Achievement Range	More than 70%	Between 60% to 70%	Between 50% to 60%	Less than 50%
Marks	20	15	10	0
ULB able to recover costs related to Revenue expenditure which is O&M costs as well as Establishment & Salaries from its own revenue funds excluding octroi entry tax and stamp duty etc.	0	0	0	0

#### Capital Expenditure as a percentage of total expenditure (Maximum marks 20) For AMRUT Cities

Achievement Range	More than 40%	30% to 40%	20% to 30%	Less than 20%
Marks	20	15	10	0
Ratio of Capital expenditure to Total expenditure including all devolutions / schemes etc.	0	0	0	0

#### For all other cities

Achievement Range	More than 20%	Between 15% to 20%	Between 10% to 15%	Less than 10%
Marks	20	15	10	0
Ratio of Capital expenditure to Total expenditure including all devolutions / schemes etc.	20	0	0	0

**Part 3: Publishing of Service Level Benchmarks (SLBs)**

**AAA) Water Supply  
79) Coverage (Maximum Marks 15)**

<b>Achievement Range</b>	<b>Between 90% to 100%</b>	<b>Between 80% to 90%</b>	<b>Between 70% to 80%</b>	<b>Less than 70%</b>
Marks	15	10	5	0
Water Coverage Ratio	10	0	0	0

**80) Reduction in NRW (Maximum Marks 15)**

<b>Achievement Range</b>	<b>Less than 20%</b>	<b>Between 20% to 30%</b>	<b>Between 30% to 40%</b>	<b>Above 40%</b>
Marks	15	10	5	0
ULB achieving benchmark of Non Revenue water (NRW)	10	0	0	0


**81) Coverage of Water Supply for Public/Community Toilets (Maximum Marks 10)**

<b>Achievement Range</b>	<b>100% PT/CT Covered</b>	<b>Less than 100%</b>
Marks	10	0
ULB providing water connection to Public and Community Toilets	10	

**BBB) Solid Waste Management:  
Coverage: (Maximum Marks 10)**

<b>Achievement Range</b>	<b>More than 50%</b>	<b>Between 20% to 50%</b>	<b>Less than 20%</b>
Marks	10	5	0
% of waste being processed scientifically	10		

It is confirmed that I have verified the information presented in this form, which is true and correct to the best of my knowledge.



**Executive Officer  
Nangavaram Town Panchayat  
Karur District**

## Annexure 2

### 14<sup>th</sup> Finance Commissioner Performance Grant Claim Form of ULBs to State Government (To be sent by ULBs to the State)

Name of the ULB : PALAYAJEYANKONDA CHOLAPURAM TOWN  
PANCHAYAT

Date of the last election held and due date : October 2011

Name of the State : TAMILNADU

Conditions for Disbursal of Performance Grant:

#### Part 1: Increase in Own Revenue Sources

Achievement Range	Yes	No
Published audited accounts on ULB Website	10	0

#### Part 2: Increase in Own Revenue Sources

(OO) Covering Establishment costs and O & M from own income (Maximum marks 20)

Achievement Range	More than 70%	Between 60% to 70%	Between 50% to 60%	Less than 50%
Marks	20	15	10	0
ULB able to recover costs related to Revenue expenditure which is O&M costs as well as Establishment & Salaries from its own revenue funds excluding octroi entry tax and stamp duty etc.	0	0	0	0

#### Capital Expenditure as a percentage of total expenditure (Maximum marks 20 For AMRUT Cities)

Achievement Range	More than 40%	30% to 40%	20% to 30%	Less than 20%
Marks	20	15	10	0
Ratio of Capital expenditure to Total expenditure including all devolutions / schemes etc.	0	0	0	0

#### For all other cities

Achievement Range	More than 20%	Between 15% to 20%	Between 10% to 15%	Less than 10%
Marks	20	15	10	0
Ratio of Capital expenditure to Total expenditure including all devolutions / schemes etc.	20	0	0	0

#### Part 3: Publishing of Service Level Benchmarks (SLBs)

**CCC) Water Supply**  
**82) Coverage (Maximum Marks 15)**

Achievement Range	Between 90% to 100%	Between 80% to 90%	Between 70% to 80%	Less than 70%
Marks	15	10	5	0
Water Coverage Ratio	0	10	0	0

**83) Reduction in NRW (Maximum Marks 15)**

Achievement Range	Less than 20%	Between 20% to 30%	Between 30% to 40%	Above 40%
Marks	15	10	5	0
ULB achieving benchmark of Non Revenue water (NRW)	0	10	0	0

**84) Coverage of Water Supply for Public/Community Toilets (Maximum Marks 10)**

Achievement Range	100% PT/CT Covered	Less than 100%
Marks	10	0
ULB providing water connection to Public and Community Toilets	10	

**DDD) Solid Waste Management:**  
**Coverage: (Maximum Marks 10)**

Achievement Range	More than 50%	Between 20% to 50%	Less than 20%
Marks	10	5	0
% of waste being processed scientifically	10		

It is confirmed that I have verified the information presented in this form, which is true and correct to the best of my knowledge.

*25.11.2017*

**Executive Officer**  
**P.J.Cholapuram Town Panchayat**  
**Karur District**



## Annexure 2

### 14<sup>th</sup> Finance Commissioner Performance Grant Claim Form of ULBs to State Government (To be sent by ULBs to the State)

Name of the ULB : PALLAPATTY TOWN PANCHAYAT

Date of the last election held and due date : October 2011

Name of the State : TAMILNADU

Conditions for Disbursal of Performance Grant:

#### Part 1: Increase in Own Revenue Sources

Achievement Range	Yes	No
Published audited accounts on ULB Website	10	0

#### Part 2: Increase in Own Revenue Sources

(PP) Covering Establishment costs and O & M from own income (Maximum marks 20)

Achievement Range	More than 70%	Between 60% to 70%	Between 50% to 60%	Less than 50%
Marks	20	15	10	0
ULB able to recover costs related to Revenue expenditure which is O&M costs as well as Establishment & Salaries from its own revenue funds excluding octroi entry tax and stamp duty etc.	0	0	0	0

#### Capital Expenditure as a percentage of total expenditure (Maximum marks 20) For AMRUT Cities

Achievement Range	More than 40%	30% to 40%	20% to 30%	Less than 20%
Marks	20	15	10	0
Ratio of Capital expenditure to Total expenditure including all devolutions / schemes etc.	0	0	0	0

#### For all other cities

Achievement Range	More than 20%	Between 15% to 20%	Between 10% to 15%	Less than 10%
Marks	20	15	10	0
Ratio of Capital expenditure to Total expenditure including all devolutions / schemes etc.	20	0	0	0

#### Part 3: Publishing of Service Level Benchmarks (SLBs)

**EEE) Water Supply**  
**85) Coverage (Maximum Marks 15)**

<b>Achievement Range</b>	<b>Between 90% to 100%</b>	<b>Between 80% to 90%</b>	<b>Between 70% to 80%</b>	<b>Less than 70%</b>
Marks	15	10	5	0
Water Coverage Ratio	10	0	0	0

**86) Reduction in NRW (Maximum Marks 15)**

<b>Achievement Range</b>	<b>Less than 20%</b>	<b>Between 20% to 30%</b>	<b>Between 30% to 40%</b>	<b>Above 40%</b>
Marks	15	10	5	0
ULB achieving benchmark of Non Revenue water (NRW)	10	0	0	0

**87) Coverage of Water Supply for Public/Community Toilets (Maximum Marks 10)**

<b>Achievement Range</b>	<b>100% PT/CT Covered</b>	<b>Less than 100%</b>
Marks	10	0
ULB providing water connection to Public and Community Toilets	10	

**FFF) Solid Waste Management:**  
**Coverage: (Maximum Marks 10)**

<b>Achievement Range</b>	<b>More than 50%</b>	<b>Between 20% to 50%</b>	<b>Less than 20%</b>
Marks	10	5	0
% of waste being processed scientifically	10		

It is confirmed that I have verified the information presented in this form, which is true and correct to the best of my knowledge.



**Executive Officer**  
**Pallapatty Town Panchayat**  
**Karur District**

## Annexure 2

### 14<sup>th</sup> Finance Commissioner Performance Grant Claim Form of ULBs to State Government (To be sent by ULBs to the State)

Name of the ULB : PULIYUR TOWN PANCHAYAT

Date of the last election held and due date : October 2011

Name of the State : TAMILNADU

Conditions for Disbursal of Performance Grant:

#### Part 1: Increase in Own Revenue Sources

Achievement Range	Yes	No
Published audited accounts on ULB Website	10	0

#### Part 2: Increase in Own Revenue Sources

(QQ) Covering Establishment costs and O & M from own income (Maximum marks 20)

Achievement Range	More than 70%	Between 60% to 70%	Between 50% to 60%	Less than 50%
Marks	20	15	10	0
ULB able to recover costs related to Revenue expenditure which is O&M costs as well as Establishment & Salaries from its own revenue funds excluding octroi entry tax and stamp duty etc.	0	0	0	0

#### Capital Expenditure as a percentage of total expenditure (Maximum marks 20 For AMRUT Cities)

Achievement Range	More than 40%	30% to 40%	20% to 30%	Less than 20%
Marks	20	15	10	0
Ratio of Capital expenditure to Total expenditure including all devolutions / schemes etc.	0	0	0	0

#### For all other cities

Achievement Range	More than 20%	Between 15% to 20%	Between 10% to 15%	Less than 10%
Marks	20	15	10	0
Ratio of Capital expenditure to Total expenditure including all devolutions / schemes etc.	20	0	0	0

#### Part 3: Publishing of Service Level Benchmarks (SLBs)

**GGG) Water Supply**  
**88) Coverage (Maximum Marks 15)**

<b>Achievement Range</b>	<b>Between 90% to 100%</b>	<b>Between 80% to 90%</b>	<b>Between 70% to 80%</b>	<b>Less than 70%</b>
Marks	15	10	5	0
Water Coverage Ratio	0	0	5	0

**89) Reduction in NRW (Maximum Marks 15)**

<b>Achievement Range</b>	<b>Less than 20%</b>	<b>Between 20% to 30%</b>	<b>Between 30% to 40%</b>	<b>Above 40%</b>
Marks	15	10	5	0
ULB achieving benchmark of Non Revenue water (NRW)	15	0	0	0

**90) Coverage of Water Supply for Public/Community Toilets (Maximum Marks 10)**

<b>Achievement Range</b>	<b>100% PT/CT Covered</b>	<b>Less than 100%</b>
Marks	10	0
ULB providing water connection to Public and Community Toilets	10	

**HHH) Solid Waste Management:**  
**Coverage: (Maximum Marks 10)**

<b>Achievement Range</b>	<b>More than 50%</b>	<b>Between 20% to 50%</b>	<b>Less than 20%</b>
Marks	10	5	0
% of waste being processed scientifically	10		

It is confirmed that I have verified the information presented in this form, which is true and correct to the best of my knowledge.



**Executive Officer**  
**Puliyur Town Panchayat**  
**Karur District**

## Annexure 2

### 14<sup>th</sup> Finance Commissioner Performance Grant Claim Form of ULBs to State Government (To be sent by ULBs to the State)

Name of the ULB : PUNJAITHOTTAKURICHI TOWN  
PANCHAYAT

Date of the last election held and due date : October 2011

Name of the State : TAMILNADU

Conditions for Disbursal of Performance Grant:

#### Part 1: Increase in Own Revenue Sources

Achievement Range	Yes	No
Published audited accounts on ULB Website	10	0

#### Part 2: Increase in Own Revenue Sources

(RR) Covering Establishment costs and O & M from own income (Maximum marks 20)

Achievement Range	More than 70%	Between 60% to 70%	Between 50% to 60%	Less than 50%
Marks	20	15	10	0
ULB able to recover costs related to Revenue expenditure which is O&M costs as well as Establishment & Salaries from its own revenue funds excluding octroi entry tax and stamp duty etc.	0	0	0	0

#### Capital Expenditure as a percentage of total expenditure (Maximum marks 20 For AMRUT Cities)

Achievement Range	More than 40%	30% to 40%	20% to 30%	Less than 20%
Marks	20	15	10	0
Ratio of Capital expenditure to Total expenditure including all devolutions / schemes etc.	0	0	0	0

#### For all other cities

Achievement Range	More than 20%	Between 15% to 20%	Between 10% to 15%	Less than 10%
Marks	20	15	10	0
Ratio of Capital expenditure to Total expenditure including all devolutions / schemes etc.	20	0	0	0

**Part 3: Publishing of Service Level Benchmarks (SLBs)**

**III) Water Supply**

**91) Coverage (Maximum Marks 15)**

<b>Achievement Range</b>	<b>Between 90% to 100%</b>	<b>Between 80% to 90%</b>	<b>Between 70% to 80%</b>	<b>Less than 70%</b>
Marks	15	10	5	0
Water Coverage Ratio	0	0	5	0

**92) Reduction in NRW (Maximum Marks 15)**

<b>Achievement Range</b>	<b>Less than 20%</b>	<b>Between 20% to 30%</b>	<b>Between 30% to 40%</b>	<b>Above 40%</b>
Marks	15	10	5	0
ULB achieving benchmark of Non Revenue water (NRW)	15	0	0	0


**93) Coverage of Water Supply for Public/Community Toilets (Maximum Marks 10)**

<b>Achievement Range</b>	<b>100% PT/CT Covered</b>	<b>Less than 100%</b>
Marks	10	0
ULB providing water connection to Public and Community Toilets	10	

**JJJ) Solid Waste Management:  
Coverage: (Maximum Marks 10)**

<b>Achievement Range</b>	<b>More than 50%</b>	<b>Between 20% to 50%</b>	<b>Less than 20%</b>
Marks	10	5	0
% of waste being processed scientifically	10		

It is confirmed that I have verified the information presented in this form, which is true and correct to the best of my knowledge.



**Executive Officer  
Punjal thottakurichi Town Panchayat  
Karur District**

## Annexure 2

### 14<sup>th</sup> Finance Commissioner Performance Grant Claim Form of ULBs to State Government (To be sent by ULBs to the State)

Name of the ULB : PUNJAI PUGALUR TOWN  
PANCHAYAT

Date of the last election held and due date : October 2011

Name of the State : TAMILNADU

Conditions for Disbursal of Performance Grant:

#### Part 1: Increase in Own Revenue Sources

Achievement Range	Yes	No
Published audited accounts on ULB Website	10	0

#### Part 2: Increase in Own Revenue Sources

(SS) Covering Establishment costs and O & M from own income (Maximum marks 20)

Achievement Range	More than 70%	Between 60% to 70%	Between 50% to 60%	Less than 50%
Marks	20	15	10	0
ULB able to recover costs related to Revenue expenditure which is O&M costs as well as Establishment & Salaries from its own revenue funds excluding octroi entry tax and stamp duty etc.	0	0	0	0

#### Capital Expenditure as a percentage of total expenditure (Maximum marks 20 For AMRUT Cities)

Achievement Range	More than 40%	30% to 40%	20% to 30%	Less than 20%
Marks	20	15	10	0
Ratio of Capital expenditure to Total expenditure including all devolutions / schemes etc.	0	0	0	0

#### For all other cities

Achievement Range	More than 20%	Between 15% to 20%	Between 10% to 15%	Less than 10%
Marks	20	15	10	0
Ratio of Capital expenditure to Total expenditure including all devolutions / schemes etc.	20	0	0	0

**Part 3: Publishing of Service Level Benchmarks (SLBs)**

**KKK) Water Supply  
94) Coverage (Maximum Marks 15)**

<b>Achievement Range</b>	<b>Between 90% to 100%</b>	<b>Between 80% to 90%</b>	<b>Between 70% to 80%</b>	<b>Less than 70%</b>
Marks	15	10	5	0
Water Coverage Ratio	0	10	0	0

**95) Reduction in NRW (Maximum Marks 15)**

<b>Achievement Range</b>	<b>Less than 20%</b>	<b>Between 20% to 30%</b>	<b>Between 30% to 40%</b>	<b>Above 40%</b>
Marks	15	10	5	0
ULB achieving benchmark of Non Revenue water (NRW)	0	0	5	0

**96) Coverage of Water Supply for Public/Community Toilets (Maximum Marks 10)**

<b>Achievement Range</b>	<b>100% PT/CT Covered</b>	<b>Less than 100%</b>
Marks	10	0
ULB providing water connection to Public and Community Toilets	10	

**LLL) Solid Waste Management:  
Coverage: (Maximum Marks 10)**

<b>Achievement Range</b>	<b>More than 50%</b>	<b>Between 20% to 50%</b>	<b>Less than 20%</b>
Marks	10	5	0
% of waste being processed scientifically	10		

It is confirmed that I have verified the information presented in this form, which is true and correct to the best of my knowledge.

  
**Executive Officer  
Punjai Pugalur Town Panchayat  
Karur District**



## Annexure 2

### 14<sup>th</sup> Finance Commissioner Performance Grant Claim Form of ULBs to State Government (To be sent by ULBs to the State)

Name of the ULB : TNPL TOWN PANCHAYAT

Date of the last election held and due date : October 2011

Name of the State : TAMILNADU

Conditions for Disbursal of Performance Grant:

#### Part 1: Increase in Own Revenue Sources

Achievement Range	Yes	No
Published audited accounts on ULB Website	10	0

#### Part 2: Increase in Own Revenue Sources

(TT) Covering Establishment costs and O & M from own income (Maximum marks 20)

Achievement Range	More than 70%	Between 60% to 70%	Between 50% to 60%	Less than 50%
Marks	20	15	10	0
ULB able to recover costs related to Revenue expenditure which is O&M costs as well as Establishment & Salaries from its own revenue funds excluding octroi entry tax and stamp duty etc.	0	0	10	0

#### Capital Expenditure as a percentage of total expenditure (Maximum marks 20 For AMRUT Cities)

Achievement Range	More than 40%	30% to 40%	20% to 30%	Less than 20%
Marks	20	15	10	0
Ratio of Capital expenditure to Total expenditure including all devolutions / schemes etc.	0	0	0	0

#### For all other cities

Achievement Range	More than 20%	Between 15% to 20%	Between 10% to 15%	Less than 10%
Marks	20	15	10	0
Ratio of Capital expenditure to Total expenditure including all devolutions / schemes etc.	0	15	0	0

**Part 3: Publishing of Service Level Benchmarks (SLBs)**

**MMM) Water Supply  
97) Coverage (Maximum Marks 15)**

<b>Achievement Range</b>	<b>Between 90% to 100%</b>	<b>Between 80% to 90%</b>	<b>Between 70% to 80%</b>	<b>Less than 70%</b>
Marks	15	10	5	0
Water Coverage Ratio	0	10	0	0

**98) Reduction in NRW (Maximum Marks 15)**

<b>Achievement Range</b>	<b>Less than 20%</b>	<b>Between 20% to 30%</b>	<b>Between 30% to 40%</b>	<b>Above 40%</b>
Marks	15	10	5	0
ULB achieving benchmark of Non Revenue water (NRW)	0	0	5	0


**99) Coverage of Water Supply for Public/Community Toilets (Maximum Marks 10)**

<b>Achievement Range</b>	<b>100% PT/CT Covered</b>	<b>Less than 100%</b>
Marks	10	0
ULB providing water connection to Public and Community Toilets	10	

**NNN) Solid Waste Management:  
Coverage: (Maximum Marks 10)**

<b>Achievement Range</b>	<b>More than 50%</b>	<b>Between 20% to 50%</b>	<b>Less than 20%</b>
Marks	10	5	0
% of waste being processed scientifically	10		

It is confirmed that I have verified the information presented in this form, which is true and correct to the best of my knowledge.



**Executive Officer  
TNPL Town Panchayat  
Karur District**

## Annexure 2

### 14<sup>th</sup> Finance Commissioner Performance Grant Claim Form of ULBs to State Government (To be sent by ULBs to the State)

Name of the ULB : UPPIDAMNANGALAM TOWN PANCHAYAT

Date of the last election held and due date : October 2011

Name of the State : TAMILNADU

Conditions for Disbursal of Performance Grant:

#### Part 1: Increase in Own Revenue Sources

Achievement Range	Yes	No
Published audited accounts on ULB Website	10	0

#### Part 2: Increase in Own Revenue Sources

(UU) Covering Establishment costs and O & M from own income (Maximum marks 20)

Achievement Range	More than 70%	Between 60% to 70%	Between 50% to 60%	Less than 50%
Marks	20	15	10	0
ULB able to recover costs related to Revenue expenditure which is O&M costs as well as Establishment & Salaries from its own revenue funds excluding octroi entry tax and stamp duty etc.	0	0	0	0

#### Capital Expenditure as a percentage of total expenditure (Maximum marks 20) For AMRUT Cities

Achievement Range	More than 40%	30% to 40%	20% to 30%	Less than 20%
Marks	20	15	10	0
Ratio of Capital expenditure to Total expenditure including all devolutions / schemes etc.	0	0	0	0

#### For all other cities

Achievement Range	More than 20%	Between 15% to 20%	Between 10% to 15%	Less than 10%
Marks	20	15	10	0
Ratio of Capital expenditure to Total expenditure including all devolutions / schemes etc.	0	15	0	0

**Part 3: Publishing of Service Level Benchmarks (SLBs)**

**000) Water Supply  
100) Coverage (Maximum Marks 15)**

<b>Achievement Range</b>	<b>Between 90% to 100%</b>	<b>Between 80% to 90%</b>	<b>Between 70% to 80%</b>	<b>Less than 70%</b>
Marks	15	10	5	0
Water Coverage Ratio	0	10	0	0

**101) Reduction in NRW (Maximum Marks 15)**

<b>Achievement Range</b>	<b>Less than 20%</b>	<b>Between 20% to 30%</b>	<b>Between 30% to 40%</b>	<b>Above 40%</b>
Marks	15	10	5	0
ULB achieving benchmark of Non Revenue water (NRW)	0	10	0	0

**102) Coverage of Water Supply for Public/Community Toilets (Maximum Marks 10)**

<b>Achievement Range</b>	<b>100% PT/CT Covered</b>	<b>Less than 100%</b>
Marks	10	0
ULB providing water connection to Public and Community Toilets	10	

**PPP) Solid Waste Management:  
Coverage: (Maximum Marks 10)**

<b>Achievement Range</b>	<b>More than 50%</b>	<b>Between 20% to 50%</b>	<b>Less than 20%</b>
Marks	10	5	0
% of waste being processed scientifically	10		

It is confirmed that I have verified the information presented in this form, which is true and correct to the best of my knowledge.



**Executive Officer  
Uppidamangalam Town Panchayat  
Karur District**